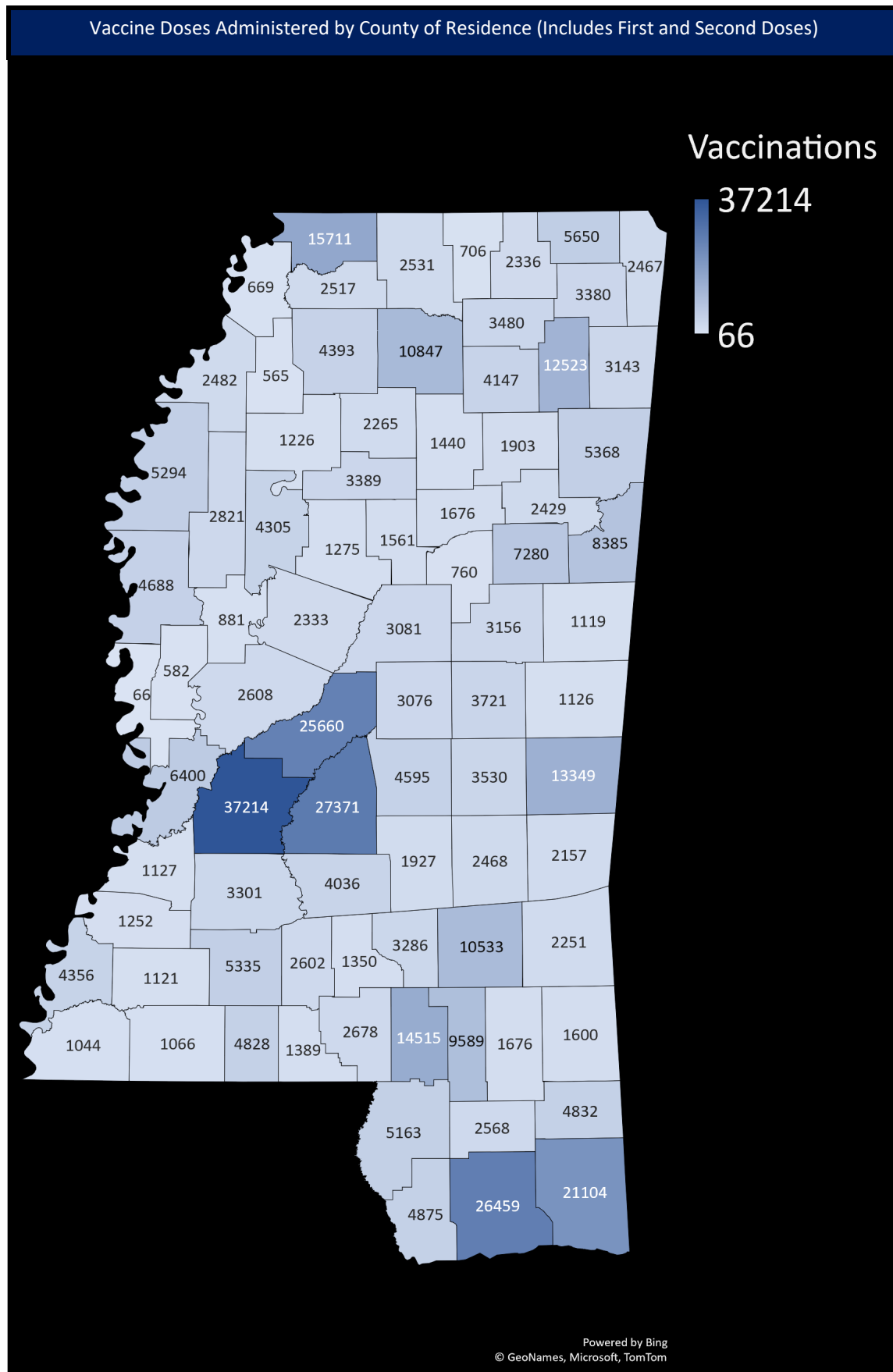


# Mississippi State Department of Health COVID-19 Vaccination Reporting

## Updated February 14, 2021

Vaccine providers administering COVID-19 vaccine are required to report the doses administered to the Mississippi Immunization Information Exchange (MIIX), the statewide immunization registry, within 24 hours after administration



Category	Count
First Doses Administered	319,354
Second Doses Administered (Fully Vaccinated)	123,520
<b>Total Doses Administered</b>	<b>442,874</b>

Category	Count
Fed. Pharmacy Partnership LTCF (CVS/Walgreens)	98,475
Mississippi Enrolled Providers*	564,175
<b>Total</b>	<b>662,650</b>

\*includes hospitals, private clinics, and MSDH drive through clinics

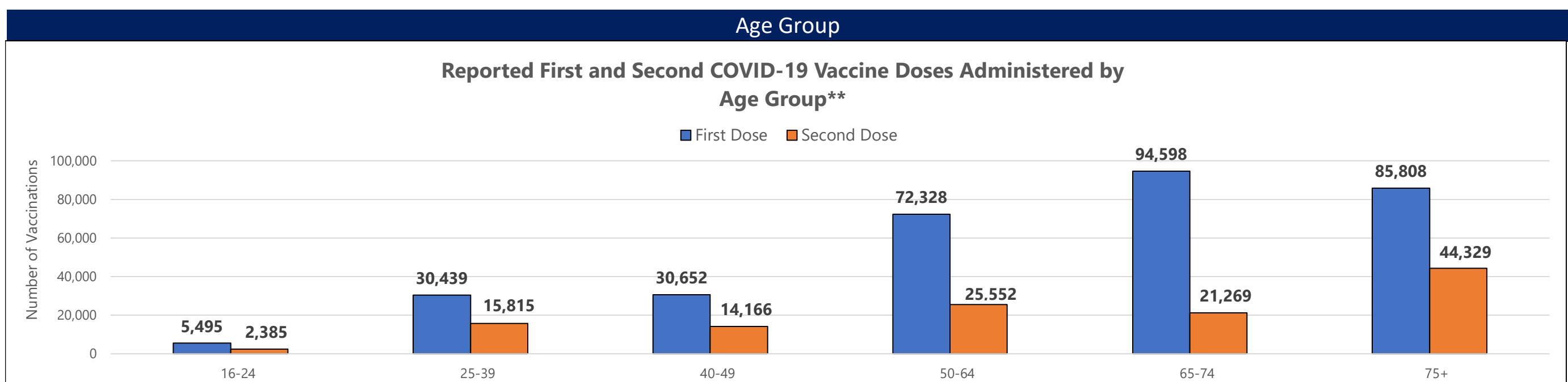
Facility	First Dose	Second Dose
Hospital	76,285	48,767
Fed. Pharmacy Partnership LTCF (CVS/Walgreens)	27,871	14,890
MSDH/Drive Throughs	142,861	35,957
Clinics	70,053	23,579
Pharmacies	2,284	327

Race	First Dose	Second Dose	Vaccinations	% of Vaccinations
White	181,065	74,892	255,957	72%
Black	56,925	14,900	71,825	20%
Asian	3,690	1,493	5,183	1%
AIAN**	310	104	414	0%
Pacific Islander	161	69	230	0%
Multi-racial	49	41	90	0%
Other	18,653	5,589	24,242	7%

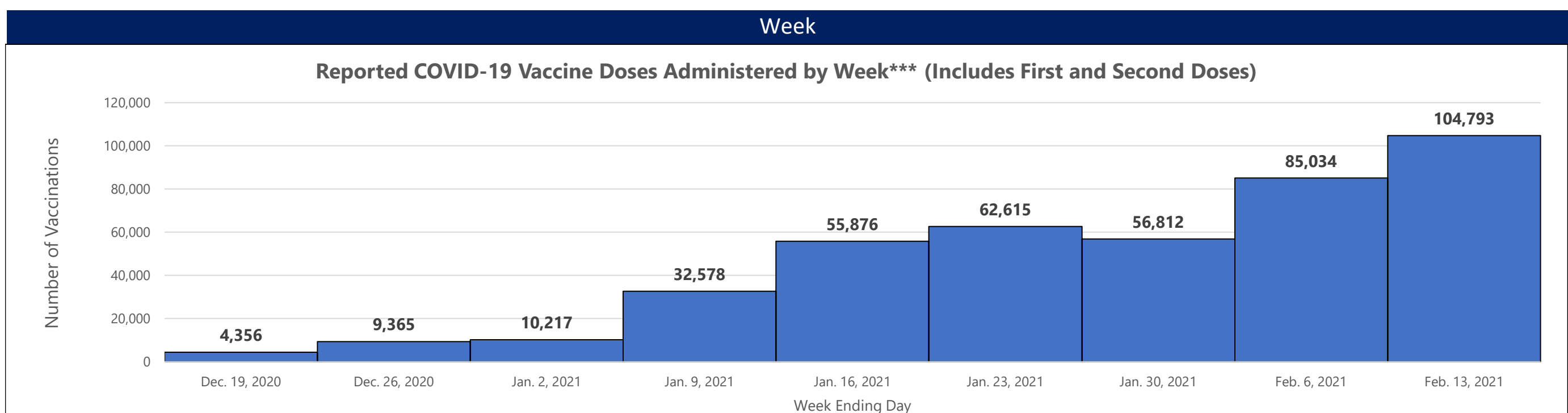
\*Those with unknown race are excluded

\*\*American Indian and Alaskan Native

Ethnicity	First Dose	Second Dose	Vaccinations	% of Vaccinations
Not Hispanic	282,778	108,761	391,539	88%
Hispanic	2,645	897	3,542	1%
Unknown	33,935	13,862	47,797	11%



\*\*Those with unknown ages are excluded



\*\*\*Those with unknown week of vaccine administration are excluded